

The background features a stylized landscape with several trees. The trees have green, rounded canopies and brown trunks. Some of the branches are adorned with clusters of small, bright red apples. The ground is a flat, green field with some light green wavy lines representing grass. The sky is a clear, light blue. The text 'Tu B'Shevat' is centered in the middle of the image.

Tu B'Shevat

twinkl

What Is Tu B'Shevat?

Tu B'Shevat is the Jewish New Year for trees.

Jewish law said that people had to give away a bit of everything they earned or grew to the Temple. So, if you had a fig tree, you would give away some of the figs.

Any money collected would be used for looking after and repairing the temple.



Why Do Trees Have a New Year?

Once a tree had been planted, no fruit that grew was to be eaten for the first three years.

Any fruit that grew on the fourth year was to be given to the temple.

Tu B'Shevat is used as a way of remembering how old a tree is – a bit like a birthday.




When Is Tu B'Shevat Celebrated?

Tu B'Shevat is celebrated on the 15th day of the Hebrew month of Shevat. It usually falls in January or February.

Shevat is the month when many trees in Israel are starting to blossom.

In 2020, Tu B'Shevat begins at sunset on Sunday February 9th and ends at sunset on Monday February 10th.



How Is Tu B'Shevat Celebrated?

Fruit is eaten, especially fruit grown in Israel, such as:

- figs
- pomegranates
- olive
- s
- dates
- grapes

A blessing is said before eating the fruit.


Some people like to try new fruits on Tu B'Shevat. Others eat fruits they haven't had in while.

**Think
About It**

Are there any fruits you would like to try?

Caring for the Environment

Sometimes people plant new trees or donate money for trees to be planted in Israel.



Other people donate money to charities that protect the environment as a reminder to look after our world.

T
U
B'
S
H
E
V
A
T

Write a poem about trees, inspired by Tu S'Bshevat

You can use this acrostic poem template to help you or write your own.

Challenge: Write your poem in the shape of a tree.

The next few pages give you some ideas....

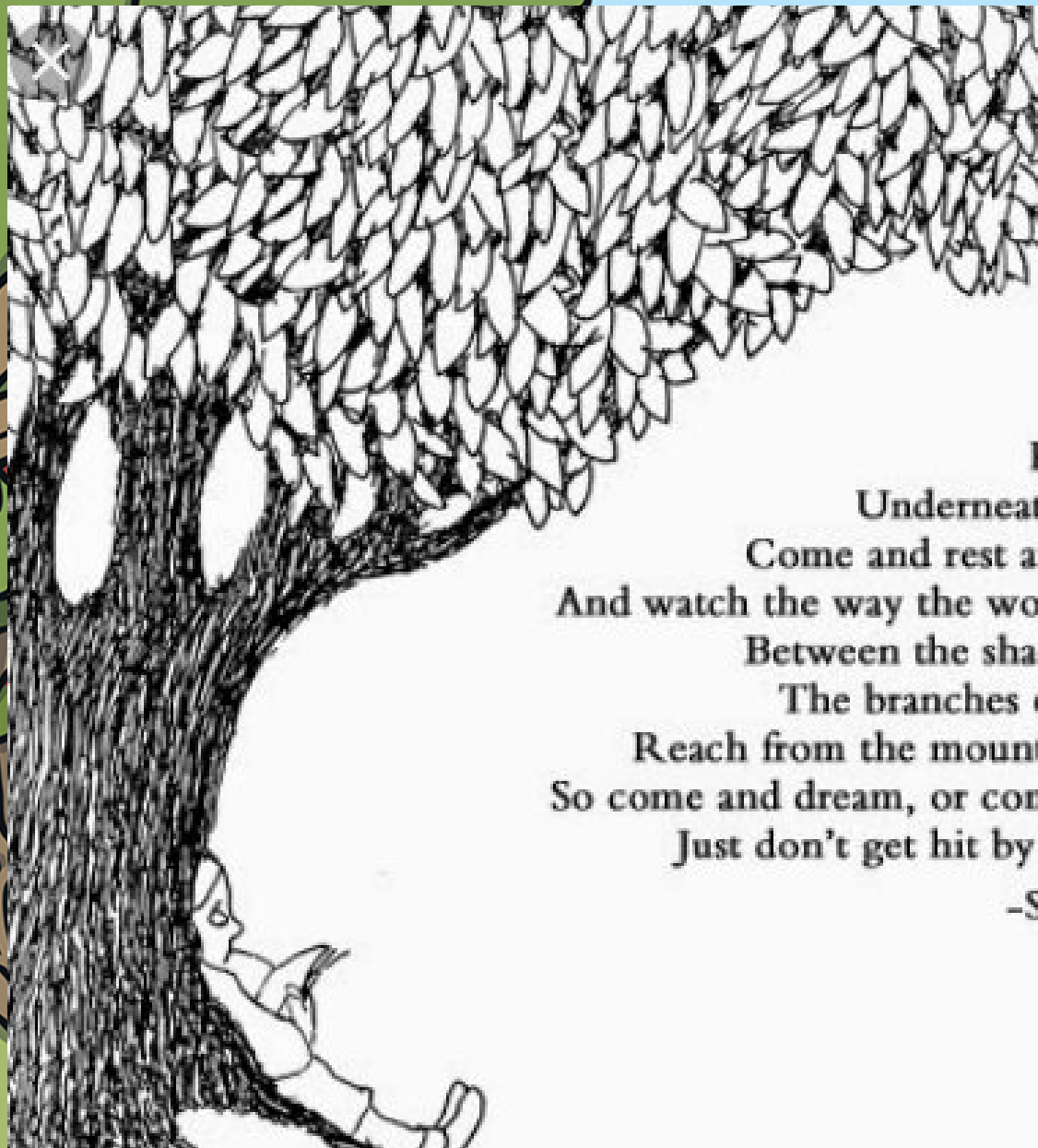
Here are some
examples of poems
about trees to help
you...

The Gift of the Tree

by Lenore Hetrick

Trees offer to those who love them
A message of peace and rest.
They bring the glow of the setting sun
As it vanishes in the west.
They tell of years that swiftly pass,
With little mark or scar.
They tell of evenings that know naught
But calm of evening star.
Trees offer to those who love them
Infinite wisdom and grace.
Underneath their boughs tree lovers
See eternity's face.





POET'S TREE

Underneath the poet tree
Come and rest awhile with me,
And watch the way the word-web weaves
Between the shady story leaves.
The branches of the poet tree
Reach from the mountains to the sea.
So come and dream, or come and climb—
Just don't get hit by falling rhymes.

-Shel Silverstein



THINK LIKE A TREE

Soak up the sun
Affirm life's magic
Be graceful in the wind
Stand tall after a storm
Feel refreshed after it rains

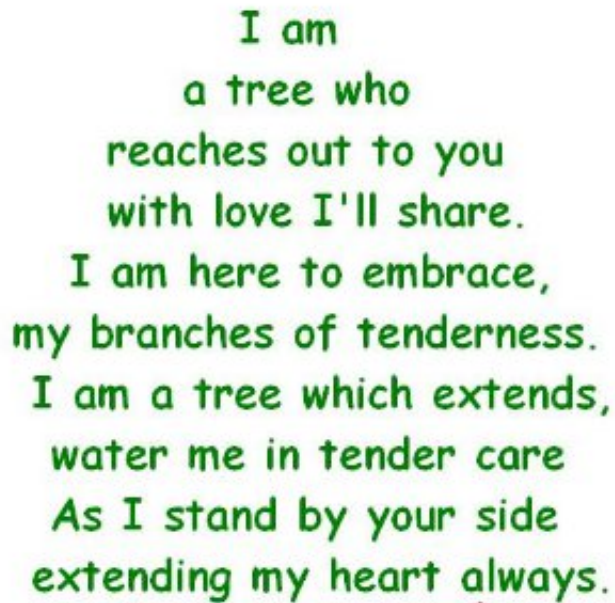


Grow strong without notice
Be prepared for each season
Provide shelter to strangers
Hang tough through a cold spell
Emerge renewed at the first signs of spring
Stay deeply rooted while reaching for the sky
Be still long enough to
hear your own leaves rustling

Karen I. Shrago

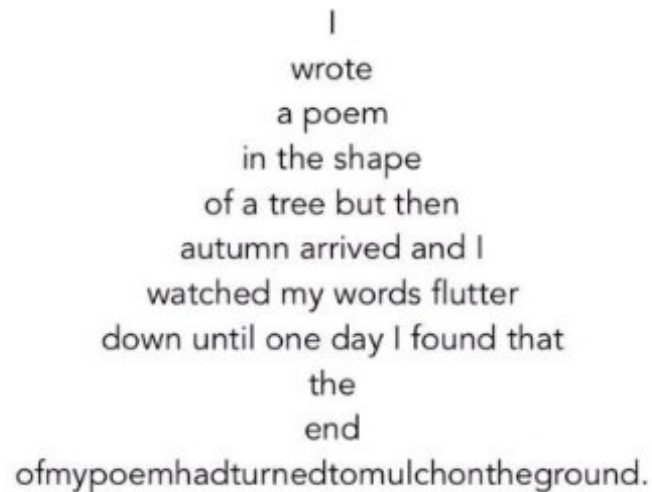


You could write
your poem in the
shape of a tree
like these.....



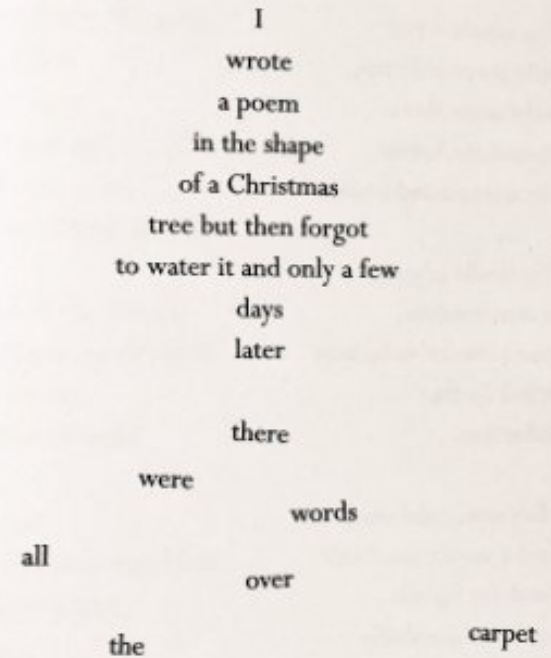
I am
a tree who
reaches out to you
with love I'll share.
I am here to embrace,
my branches of tenderness.
I am a tree which extends,
water me in tender care
As I stand by your side
extending my heart always.

The Problem of Writing Poems Shaped like Trees



I
wrote
a poem
in the shape
of a tree but then
autumn arrived and I
watched my words flutter
down until one day I found that
the
end
of my poem had turned to mulch on the ground.

Needles



I
wrote
a poem
in the shape
of a Christmas
tree but then forgot
to water it and only a few
days
later

there
were
words
all
over
the
carpet